



































2020 DEERP RANKING LIST

RANK	APPLICANT	POTENTIAL GRANT	COST-EFFECTIVENESS (CE)	ANNUAL EMISSIONS REDUCED (tons/yr)	DAC**	Low-Income Area	1/2 MILE BUFFER
1	KL Farms	\$267,511	\$16,054	 5.67	Y	Y	N
2	Stratus Leasing	\$239,769	\$21,750	 3.75	Y	Y	N
3	Stratus Leasing	\$239,769	\$25,816	 3.16	Y	Y	N
4	Boutonnet Farms	\$293,141	\$24,193	 3.10	Y	Y	N
5	Dobler and Sons LLC (2)	\$240,440	\$24,658	 2.50	Y	Y	N
6	Henry Hibino Farms	\$243,109	\$28,823	 2.16	N	Y	Y
7	JV Farms Organic (2)	\$199,704	\$10,268	 6.61	N	Y	N
8	Steinbeck Country Produce	\$189,686	\$10,209	 6.32	N	Y	N
9	Neil Bassetti Farms	\$300,000	\$18,229	 5.72	N	Y	N
10	Steinbeck Country Produce	\$299,876	\$18,843	 5.41	N	Y	N
11	Invest Grow Management	\$54,106	\$3,458	 5.32	N	Y	N
12	Christensen & Giannini	\$239,769	\$16,464	 4.95	N	Y	N
13	3 Generaciones LLC	\$279,706	\$20,473	 4.65	N	Y	N
14	JV Farms Organic (2)	\$246,448	\$19,060	 4.40	N	Y	N
15	Marc Pura Ranch	\$206,382	\$16,784	 4.18	N	Y	N
16	Invest Grow Management	\$54,106	\$4,452	 4.13	N	Y	N
17	Fresh Foods (2)	\$237,067	\$20,375	 3.96	N	Y	N
18	Fujii Brothers	\$250,119	\$21,961	 3.87	N	Y	N
19	Braga Farms (2)	\$247,412	\$22,493	 3.74	N	Y	N
20	Borzini Farms (2)	\$206,382	\$19,051	 3.68	N	Y	N
21	Fresh Foods	\$207,219	\$20,700	 3.40	N	Y	N
22	Marc Pura Ranch	\$76,142	\$8,198	 3.16	N	Y	N
23	Kendall-Jackson (2)	\$300,000	\$25,594	 2.54	N	Y	N
24	Vintage Solutions Group	\$291,544	\$26,654	 2.25	N	Y	N
25	Queen Victoria Farms	\$300,000	\$27,957	 2.23	N	Y	N
26	Queen Victoria Farms	\$300,000	\$29,339	 2.13	N	Y	N
27	Braga Farms	\$247,421	\$29,929	 2.12	N	Y	N
28	Delicato Family Vineyards	\$300,000	\$25,989	 2.10	N	Y	N
29	Delicato Family Vineyards	\$300,000	\$26,239	 1.99	N	Y	N
30	Kendall-Jackson	\$300,000	\$27,331	 1.69	N	Y	N

31	Braga Farms	\$247,421	\$25,917		1.65	N	Y	N
32	A & S Metals	\$103,832	\$44,669		1.177	N	Y	N
33	RB Farms	\$255,632	\$28,469		1.176	N	Y	N
34	Valley Farm Management (2)	\$287,974	\$33,432		1.02	N	Y	N
35	Indian Valley Cattle Co.	\$79,873	\$24,902		0.82	N	Y	N
36	Monterey Pacific Inc.	\$192,475	\$42,470		0.68	N	Y	N
37	Fresh Foods	\$152,546	\$40,752		0.54	N	Y	N
38	L&J Farms Caraccioli, LLC	\$154,703	\$47,144		0.55	N	Y	N
39	Rodoni Farms (2)	\$194,490	\$5,241		12.62	N	N	N
40	Rodoni Farms	\$262,456	\$15,595		5.72	N	N	N
41	Central Coast Citrus GP	\$50,514	\$4,204		4.09	N	N	N
42	Central Coast Citrus GP	\$51,191	\$4,630		3.76	N	N	N
43	San Felipe Farms (2)	\$237,067	\$22,522		3.58	N	N	N
44	Nielsen Farms	\$297,050	\$28,311		3.57	N	N	N
45	Fairview Farming (2)	\$69,014	\$7,872		2.98	N	N	N
46	Filice Farms LP (2)	\$46,581	\$5,348		2.96	N	N	N
47	Benito Valley	\$129,543	\$15,463		2.85	N	N	N
48	Bullet Ranches	\$297,050	\$27,707		2.74	N	N	N
49	Enz Vineyards	\$153,313	\$20,128		2.59	N	N	N
50	Enz Vineyards	\$200,077	\$42,551		2.27	N	N	N
51	San Felipe Farms	\$266,148	\$27,694		1.98	N	N	N
52	Bengard Ranch	\$209,483	\$29,183		1.84	N	N	N
53	Marine Life Studies	\$155,808	\$23,684		1.68	N	N	N
54	Filice Farms LP	\$243,967	\$25,312		1.67	N	N	N
55	Monterey Pacific Inc. (2)	\$272,480	\$26,239		1.55	N	N	N
56	Fairview Farming	\$294,559	\$28,344		1.360	N	N	N
57	Benito Valley	\$69,014	\$17,294		1.357	N	N	N
58	Cal Rock Products LLC	\$117,196	\$71,956		1.33	N	N	N
59	San Felipe Farms	\$266,148	\$27,137		1.28	N	N	N
60	Benito Valley	\$39,464	\$10,727		1.25	N	N	N
61	Cal Rock Products LLC	\$108,322	\$72,005		0.74	N	N	N
62	Milton F. Sylva - F/V Majek	\$67,614	\$27,901		0.42	N	N	N
63	Filice Farms LP	\$52,865	\$27,338		0.33	N	N	N
64	Alba Farmers	\$37,050	\$25,132		0.30	N	N	N
65	Servando Flores	\$30,272	\$32,144		0.11	N	N	N
66	Alba Farmers	\$23,343	\$33,986		0.08	N	N	N

<i>CANCELLED</i>	Joe Panziera Farms	\$48,504	\$7,386		2.233	N		N
<i>CANCELLED</i>	Joe Panziera Farms	\$48,504	\$18,019		0.92	N		N
<i>Pending</i>	Discovery Whale Watching - P/V New Horizon				TBD	N	N	N
<i>Pending</i>	Discovery Whale Watching - P/V Chubasco				TBD	N	N	N
<i>Pending</i>	Merrill Melin - F/V Tiffany				TBD	N	N	N

*These projects have been evaluated based on the current Carl Moyer, FARMER, and CAP Guidelines. This eligibility list is for informational purposes only, and is not a guarantee of funding.

LEGEND

②	2-FOR-1 Replacement Project
CE	If \$ amount is RED, project is not cost-effective even at the max. eligible contract life.
**	Disadvantaged Community
<i>Pending</i>	Application material was missing critical information to verify engine usage.

Date Published: 05/22/2020